

 **PANAMA**
LIVE YOUR LIVES

PANAMAUK.CO.UK

CITY



COUNTRY



COAST



WORK

Panama is a multi-functionality vehicle for everyday use. The ideal partner, offering a versatile space designed for optimal use, 24 hours a day, 7 days a week, 365 days a year.





LIFE








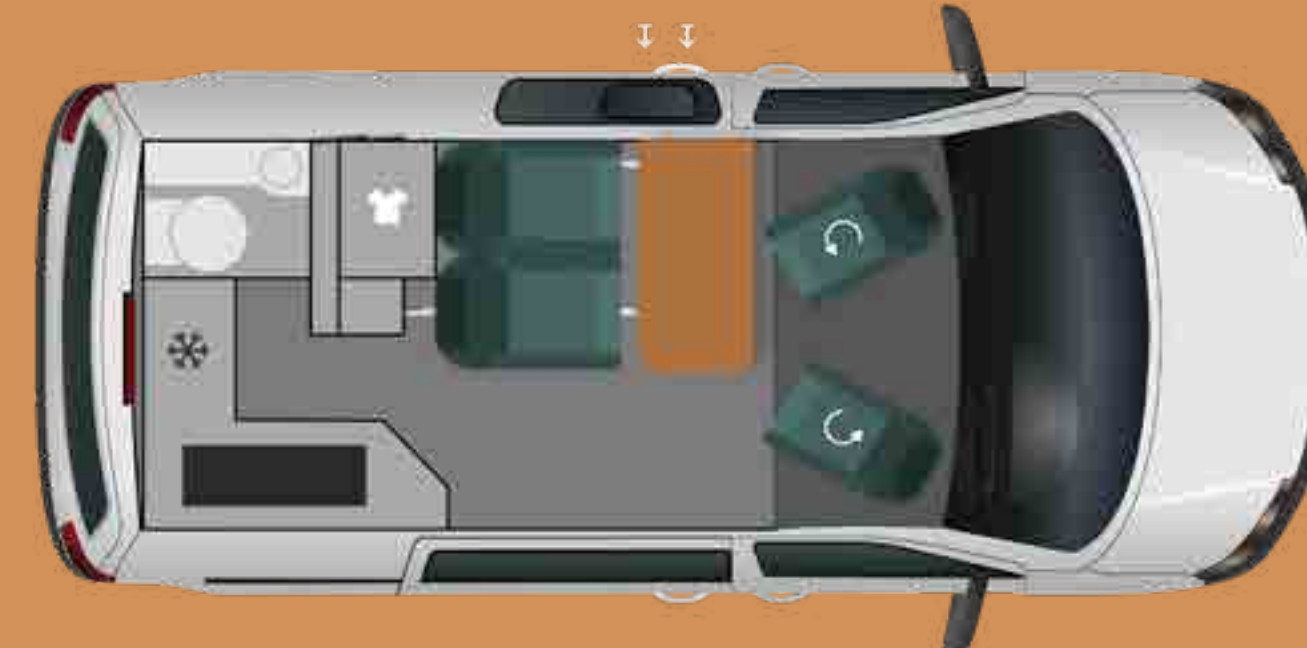


Equipped with pop-up roof with opening windows, large storage space, sliding bench convertible in bed and much more. Panama is all you need for your adventures.

LEISURE

Panama transforms every journey into a getaway. With its spacious interior, modern comforts, and innovative features, it's the perfect companion for weekend escapes or spontaneous road trips. Wherever your adventure takes you, Panama ensures relaxation and fun on the road.



FOR LIFE'S JOURNEYS

<p>P\12</p>  <p>TOURNEO CUSTOM</p>  <p>ISOFIX</p>	 <p>↑ 2150mm ↓</p> <p>← 5040mm →</p>	 <p>X5/7*</p>  <p>X4</p>	<p>THE MOST FAMILY-FRIENDLY The P\12 combines space, versatility and up to 7 seats. All in compact dimensions</p>
<p>P\57</p>  <p>TRANSIT CUSTOM</p>  <p>ISOFIX</p>	 <p>↑ 2150mm ↓</p> <p>← 5440mm →</p>	 <p>X4</p>  <p>X4</p>	<p>THE SPACIOUS ONE The comfortable P\57 offers a spacious living area with ample storage in the rear section</p>

*Additional ISOFIX Travel seats available as a cost option.



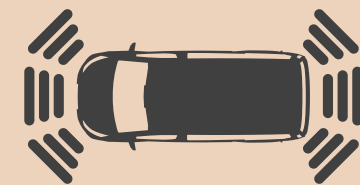
FORD ECOBLUE 136PS ENGINE
Powerful, clean and refined, Panama feature Ford's industry-leading engines with 8-speed automatic transmission as standard.



ISOFIX MOUNTING POINTS
ISOFIX mounting brackets in the rear travel seats allow for the quick installation and easy removal of children's travel seats.



CRUISE CONTROL AND INTELLIGENT SPEED ASSIST^{Ø2}
Cruise Control with Intelligent Speed Assist automatically maintains your set speed while adjusting to speed limits, ensuring a safe and efficient drive.



PARKING DISTANCE SENSORS
Front and rear parking distance sensors provide an audible warning to help you judge parking distances.



REAR VIEW OBSERVATION CAMERA
The handy rear-view camera helps to detect obstacles behind your vehicle by giving you a view on the front display.



LED HEADLIGHTS
LED headlights offer the added reassurance of automatic high-mounted headlights to provide excellent illumination in all conditions. While LED daytime running lights give a more stylish and dynamic look



MULTI-FUNCTIONAL DISPLAY SCREEN WITH FORD SYNC 4 SAT-NAV AND REAR-VIEW CAMERA
The latest SYNC 4 system provides essential information and navigation tools, and allows you to enjoy your favourite entertainment through the sound system.



SELECTSHIFT AUTOMATIC TRANSMISSION
Six-speed automatic transmission delivers a smooth, relaxing driving experience, especially in busy stop-start traffic. Change gear manually if you prefer, using the facia-mounted gearshift, or lockout gears in more challenging driving conditions, e.g. on slippery surfaces or steep gradients. (Option)



KEYLESS ENTRY
Keyless Entry saves you from having to search your pockets or bag when approaching the vehicle, and is especially useful when carrying your morning coffee or loading camping equipment. You can even start the engine keylessly.

EXPERIENCE UNMATCHED DRIVING COMFORT & FUNCTIONALITY

The Panama Campervan stands out as a versatile and stylish choice for any journey, whether it's a weekend getaway, a day at the beach, or the daily school run. Equipped with the latest Ford driving technology, the Panama Campervan ensures a comfortable and safe driving experience. Its innovative features and thoughtful design make every trip a pleasure, providing both practicality and a touch of luxury on the road.

ØUses sensors. 2)Driver Assistance feature.

Note Cameras only operate at speeds under 6mph.

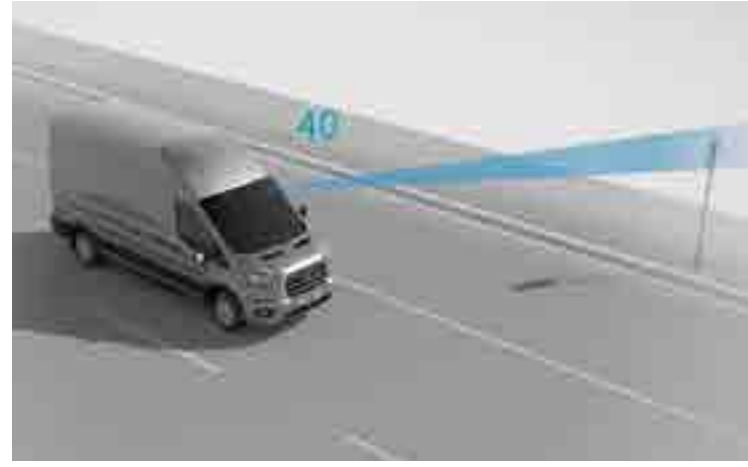
*Live Traffic access is free for the first 2 years allowing the purchase registration of a new Ford featuring SYNC 4 with navigation; thereafter there is an annual licence fee.

Note Driver-assist features are supplemental and do not replace the driver's attention, judgement and need to control the vehicle.



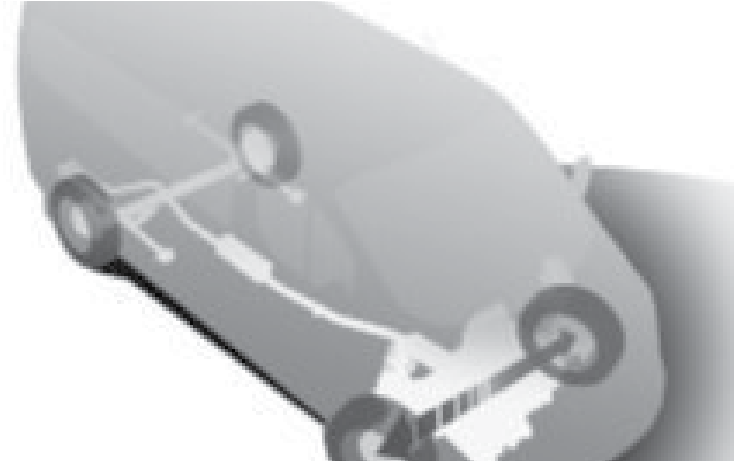
PRE-COLLISION ASSIST^{Ø2)}

Uses radar and a camera to keep a watchful eye on the road ahead. The system monitors your proximity to other vehicles and pedestrians – even in the dark, when illuminated by the vehicle's headlights – and can alert you to a potential collision. Active Braking^{Ø2)} pre-charges the braking system and can automatically apply the brakes to help mitigate the effect of any impact.



TRAFFIC SIGN RECOGNITION

Whether the signs are at the side of the road or above it, permanent or temporary, Traffic Sign Recognition^{Ø1)} can identify them. An icon of that speed or no-overtaking sign appears on the instrument cluster and changes every time you enter a new limit, keeping you fully informed on every journey.



TORQUE VECTORING CONTROL

Torque Vectoring Control reacts to the road surface 100 times per second (that's 33 times faster than the blink of an eye). Using this information, it balances the amount of power delivered to each of the driven wheels. This maximises grip and sharpens handling, helping you around corners and over undulations in the road.(Standard)



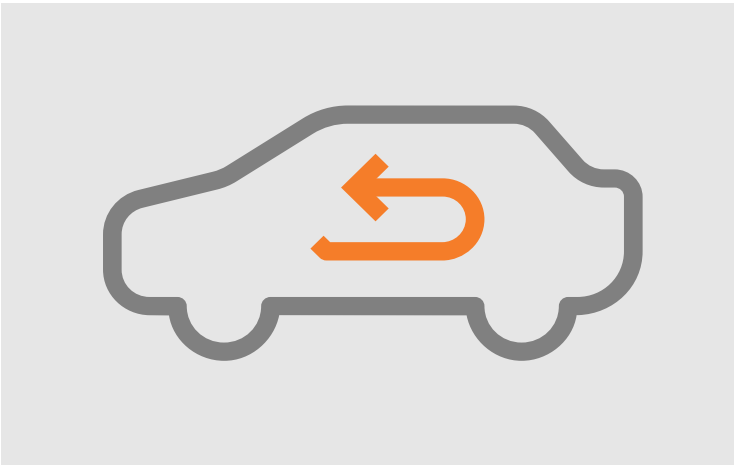
LANE-KEEPING ALERT^{Ø2)}*

Can recognise when you approach lanemarkings without using the indicator and alert you with vibrations through the steering wheel.



DRIVER ALERT^{Ø2)}

Designed to warn you if the system detects driving behaviour that indicates a drop in alertness levels. (Standard with Lane-Keeping Alert)



CLIMATE CONTROL CAB AIR CONDITIONING

The Ford Transit Custom's Climate Control Cab Air Conditioning automatically maintains a comfortable cabin temperature for the driver and passengers.

YOUR TRUSTED TRAVEL COMPANION

Driver Assistance Technology That Empowers You.

The Panama Campervan range enhances your driving experience with advanced assistance technology. Using data from a forward-facing camera and radar systems, these features help navigate various driving situations confidently. With the Panama Campervan range, you have a reliable companion that offers innovative technology to assist and support you on every journey.

ØUses sensors. 2)Driver Assistance feature.

Please note: Driver-assist features are supplemental and do not replace the driver's attention, judgement and need to control the vehicle.

[1]Speed limit may vary according to road and vehicle size. Driver is responsible for adhering to the speed limit at all times.

*Operates at speeds over 40 mph (65 km/h) on multi-lane roads with clearly visible lane markings and following a vehicle crash event involving an airbag deployment or fuel pump shut off. The feature operates in more than 40 European countries and regions.

SAFETY SYSTEMS

SideWind Stabilisation^{Ø1)}

Helps the driver to stay in lane in strong, gusty conditions by using the ESC system to sense when the vehicle is being affected by crosswinds.

Traction Control¹⁾

Eliminates excessive wheelspin and provides the best possible grip, performance and stability, when you need it most. The system constantly monitors and adjusts the power delivered to the vehicle's individual wheels ensuring maximum contact and grip when you're accelerating. (Standard)

Emergency Brake Assist^{Ø1)}

Designed to recognise an emergency braking situation and increase the pressure within the braking system to provide extra stopping power. (Standard)

Electronic Stability Control (ESC)^{Ø1)}

Designed to help you maintain control in extreme driving conditions. It senses when you are deviating from your chosen line and aims to keep you on track by automatically regulating braking and engine output. (Standard)

Trailer Sway Control^{Ø1)}

Designed to detect when trailer sway occurs and to help counteract it to bring the trailer under control. (Standard, but activated with optional Ford trailer tow attachment)

Hill Start Assist^{Ø2)}

Designed to temporarily prevent you from rolling down a slope when you move your foot from the brake pedal to the accelerator pedal. It works in forward and reverse gears. (Standard)

ØUses sensors.

1)Safety feature.

2)Driver assistance feature.



TRAFFIC SIGN RECOGNITION

Whether the signs are at the side of the road or above it, permanent or temporary, Traffic Sign Recognition^{Ø1)} can identify them. An icon of that speed or no-overtaking sign appears on the instrument cluster and changes every time you enter a new limit, keeping you fully informed on every journey.



FRONT AND REAR PARKING DISTANCE SENSORS

The Tourneo Custom is a great looking vehicle, and we want to help you keep it looking that way. The front and rear parking sensors assist you when judging the distance between your vehicle and any obstacles. And when the sensors detect an object, an audible warning is activated, which gets increasingly louder the closer you get. (Standard)

READY FOR EVERY JOURNEY

Panama Campervans are built for versatility, perfect for year-round adventures or everyday errands. Compact yet spacious, they offer the comforts of home while easily navigating both city streets and country roads.



REAR TAILGATE

The rear tailgate allows for easy access to the rear of the vehicle making loading Panama models simple and straightforward.



ISOFIX

ISOFIX

ISOFIX mounting brackets in the rear travel seats allow for the quick installation and easy removal of children's travel seats.



COMPACT DESIGN, BOUNDLESS ADVENTURES

The Panama campervan range offers unparalleled versatility and comfort for every adventure. Designed with both the intrepid traveler and the casual vacationer in mind, these campervans feature spacious interiors that seamlessly transform into fully equipped living areas. With innovative features like Reimo sliding track travel seats, you can easily adjust the layout to create vast storage spaces or additional seating as needed. Whether you're exploring remote landscapes or enjoying a day at the beach, Panama campervans provide the perfect blend of functionality and luxury, ensuring a smooth and enjoyable journey for all.



SAFE & PRACTICAL SEATING

Up to three passengers can travel securely in the M1-tested rear bench seat, complete with headrests, outer seat armrest and ISOFIX child seat anchor points. At night, the seat can be converted in moments to create a comfortable double bed.



TOILET FACILITIES

The P12 features a portable and convenient lightweight toilet. The push-button technology makes it easy to use and ensures a powerful, hygienic flush with less pump and less mess. The toilet has a waste holding tank capacity of 9.8 litres. In contrast, the P57 model offers a fixed toilet and shower area, providing a more spacious, permanent solution for enhanced comfort and privacy for longer trips away.



WATERPROOF AND WEAR-RESISTANT FURNITURE MADE OF HPL

The waterproof and wear-resistant furniture made of HPL (High-Pressure Laminate) offers exceptional durability, resisting moisture, scratches, and daily wear, making it ideal for long-lasting use in demanding environments.

FULLY EQUIPPED KITCHEN SPACE

The living area of the campervan features a fully equipped kitchen, offering ample space for cooking and storing cans, bottles, and packets. This area includes a dual-burner gas hob, a sink with a tap, and plenty of workspace to prepare your meals.



PRACTICAL STORAGE FOR ALL YOUR COOKING EQUIPMENT

Store all your essential cooking equipment and ingredients in the various storage lockers and the pull-out sliding cutlery drawer.



2 BURNER HOB & SINK

Fully equipped cooking facilities include a flexible Dometic 2 burner hob, sink and separate oven.



INTERIOR/ EXTERIOR DINING TABLE

Easily removable and sturdy, the versatile table allows you to enjoy meals in and outside the campervan. Its compact design ensures effortless storage and setup, providing a convenient and practical solution for dining whilst on tour.



FRIDGE-FREEZER

Keep your food fresh with the front opening 42L refrigerator with freezer compartment.





READY FOR OFF-GRID ADVENTURES

The Panama campervan is equipped with everything you need to fully enjoy your getaway, whether you're parked at a campsite or exploring the wild on an off-grid adventure.



POP UP ROOF WITH FLY-SCREEN AND PANORAMIC CANVAS

Enjoy an open-air experience with the pop-up roof, featuring a fly-screen and panoramic canvas for fresh air and stunning views while keeping insects at bay.



3 230V PLUGS AND 3 USB SOCKETS

Stay connected on the go with 3 conveniently placed 230V plugs and 3 USB sockets, perfect for charging your devices and powering your essentials wherever you are.



WALL AND FLOOR INSULATION

Panama-vans have a great isolation, floor is isolated with 30mm XPS and the rear part of the van is isolated with a combination of rockwool and 10mm reflective foam.



WEBASTO AIR TOP 2000 STC – 2KW DIESEL HEATER

This compact and economical heater which offers optimised fuel efficiency, a range of operation modes and unsurpassed safety standards.



LOWER FLOOR HEIGHT (NO SIDE STEP REQUIRED)

Lower step-in access makes getting in and out of the All-New Tourneo Custom even easier.



UNDERSLUNG INSULATED 50L FRESH & 50L WASTE-WATER TANKS

The Panama is fitted with space saving under-slung fresh and waste water tanks.

EVENING COMFORT

At the end of a long day, the Panama campervan's living area effortlessly transforms into a cozy evening retreat, ideal for unwinding with a book or enjoying a peaceful nap. The pop-up roof, supported by gas-assisted struts, lifts smoothly to provide extra headroom, while the drop-down upper bed creates an additional sleeping space. The Panama comfortably sleeps up to four people, with two in the roof bed and two on the easily convertible rear bench seat.



HIGH-LEVEL COMFORT

When the roof is raised, the high level sprung double bed offers a new dimension in comfort.



CONVERTIBLE REAR BENCH SEAT

At night, the seat can be converted in moments to create a comfortable double bed.



FOR YOUR PEACE OF MIND

When you choose a Panama motorhome you have the reassurance of knowing your vehicle has been designed and constructed to give you years of enjoyable, worry free touring. All Panama campervans are covered by a 2-year habitation and a 5-year water Ingress manufacturer guarantee, plus a 3 Year Ford chassis warranty (3 year or 100,000 miles)

Ford put a huge amount of design and engineering expertise into every vehicle so you can buy with confidence. And they back that confidence with Ford's Manufacturer Warranty for new vehicles. A Ford Manufacturer Warranty gives you:

- Three years or 100,000 miles from new, whichever comes first
- Cover for faults caused by manufacturing defects
- Repair or replacement with genuine Ford parts
- Paint surface and corrosion protection warranties
- One year's Ford Assistance breakdown cover

HABITATION GUARANTEE (2 YEARS)

The guarantee covers the labour and parts supplied to replace or repair those found to be faulty completely free of charge for a period of 24 months from the date of registration of the vehicle.

The guarantee given by the manufacturer only applies when the materials have been used correctly in accordance with the recommendations as shown in the Service Manual that is delivered with each vehicle and with the reservation that these materials have been used under normal working conditions. See warranty booklet information for full details.

5 YEAR GUARANTEE ON THE WATER INGRESS OF THE BODY

The 5 year specific guarantee for the water tightness of the bodyshell will come into effect from the date of the registration of the motorhome. This guarantee covers the damages that are due to an abnormal modification of the original bodyshell waterproofing. Only the authorised distributors of the brand are able to decide on the repair or replacement of the faulty elements.

FORD WARRANTY (3 YEAR OR 100,000 MILES)

The base of your Campervan is covered by Ford. You are covered by a 3 year or 100,000 miles warranty, distance limit applies after the first year (terms and conditions apply, please refer to the chassis manufacturers handbook for details).



FORD UK & EUROPEAN ROADSIDE ASSISTANCE

Every new Ford passenger car and commercial vehicle comes with 12 months free Ford Assistance, a roadside rescue, repair, and recovery service that helps you at home or anywhere in Europe, seven days a week, 365 days a year. If your vehicle breaks down, simply call Ford Assistance on 0800 111234 in the UK or 00800 88776611 in any European country and Ford will get someone out to you as fast as they can. You'll receive:

- Friendly, skilled roadside help in the UK and Europe
- Assistance if you break down at home
- Alternative transport, replacement vehicle or overnight accommodation if your car can't be repaired on the spot
- Recovery including caravans and trailers
- Ford Roadside Assistance†† is available 24 hours a day, all year round with just one phone call.

If your vehicle breaks down, simply call them and they'll get someone out to you as fast as they can. If they're unable to fix the problem there and then, they can help you in other ways such as providing a replacement vehicle, organising costs for alternative travel to your destination or even covering hotel accommodation for you and your passengers. If you break down in Europe and they're unable to fix your vehicle, they can arrange for it to be sent to one UK address (for example: home, work, or a Ford dealer). Ford Service Assistance is available 24 hours a day, all year round, with just one phone call, wherever you are in Europe.

You can also renew this cover on completion of a Ford Scheduled Service or Convenience Check at a participating Ford Dealer. That means you'll receive UK & European Roadside Assistance valid from the date of service for 12 months, or until the next service is due, whichever comes first.

If your vehicle breaks down, simply call Ford Assistance on

UK: 0800 111234

EUROPE: 00800 88776611



FORD SERVICE ACTIVATED ASSISTANCE

Ford Service Activated Assistance is one of the many benefits from Ford Service, alongside our free Ford Video Check with all service and repair work, to our all-new Express Service, where two technicians will carry out a service on your vehicle in one hour – all of which can be conveniently booked via our Online Service Booking tool.

Ford Service Assistance is available at participating dealers only for Ford cars and commercial vehicles regardless of age or mileage and is valid from the date of service for 12 months, or until the next service is due, whichever comes first. Includes European and UK mainland roadside assistance and repair and towing to a Ford Dealer - terms and conditions apply, for countries covered. Ford UK and European Roadside Assistance applies to the serviced vehicle only.

For More Information Please

WEIGHTS AND DIMENSIONS OVERVIEW

	P\12		P\57
DIMENSIONS (MM)			
Ford Custom 320	2.0 EcoBlue 136PS		2.0 EcoBlue 136PS
Wheelbase	Short		Long
Approved Belted Travel Seats (including driver)	5	7 (Optional) (Payload reduces by 36kg per seat)	4
Berths (sleeping positions)	4	4	4
Overall Length	16'6½" 5040mm	16'6½" 5040mm	5440mm
Overall Width (inc mirrors)	7'5½" 2275mm	7'5½" 2275mm	2275mm
Overall Width (mirrors folded)	7' ½" 2150mm	7' ½" 2150mm	2150
Overall Height*	6'9" 2060mm	6'9" 2060mm	2060
Tyre size	215/60 R17 C	215/60 R17 C	215/60 R17 C
WEIGHTS & TOWING			
MTPLM (A)*	3175	3175	3225
Mass in Running Order (B)	2558	2630	2875
Maximum User Payload (A-B)	617	545	350
Unladen Weight	2425	2947	2685
Max. front axle weight (kgs / cwt)	1650	1650	1750
Max. rear axle weight (kgs / cwt)	1700	1700	1675
Maximum Trailer Weight**	2400	2400	2400
Gross Train Weight	5675	5675	5725
BED SIZES			
Rear Double	1890 x 1140mm 6'2½" x 3'9"		1890 x 960mm 6'2½" x 3'2"
Roof Bed	1980 x 1160mm 6'6" x 3'9½"		2010 x 1160mm 6'7" x 3'9½"

*roof down. All dimensions (shown in mm) are subject to manufacturing tolerances and refer to minimum specification models and do not include additional equipment. These illustrations are for guidance only.

The MIRO is the mass of the unladen vehicle, including an allowance for the driver (assumed 75 kg) and a 90% full fuel tank. The MIRO is calculated with the fresh water tank empty. If you travel with water in the freshwater tank then the User Payload will reduce accordingly. All masses and weights are subject to a tolerance of +/-5% complying with the European Directive 1230/2012. All motorhomes in this brochure conform to the European Standards for Motorhomes: EN1646 -1, EN 721, EN1949 and EN 1648-2. They have also been granted European Whole Vehicle Type Approval to EC Directive 2007/46. We would strongly advise against modifying vehicles in any way that could affect the validity of these Standards or Directives.

NB: It is the responsibility of the vehicle operator to ensure their vehicles are legally compliant for road use.



PANAMA CAMPERVANS – Standard & Optional Equipment Overview

CHASSIS SPECIFICATIONS

- All NEW Ford Tourneo Custom EcoBlue 136PS Engine with 8-speed automatic gearbox
- 3 year Ford chassis warranty
- 70L Fuel tank
- 17" Alloy wheels
- Electric windows
- White body with colour coded front bumper & wing mirrors
- Front grille gloss black
- Electric & heated wing mirrors with powerfold function
- Keyless Entry & Start
- Electronic handbrake

DRIVER COMFORT AND SAFETY

- 13" Touchscreen Ford Sync 4 media console with DAB radio, Apple CarPlay/Android Auto*, DAB, Bluetooth® connectivity, hand gesture, voice & steering wheel controls
- Rear observation camera
- Front And Rear Parking Distance SensorsØ2)
- ISOFIX Mounting Points x 2
- Optional two additional travelling seats with ISOFIX Mounting Points (P12 only) (36kg reduction in user payload per seat)
- Driver and passenger airbags
- Heated swivel front captain chairs with arm rests, height adjustment & lumbar support
- Three point seat belts to all designated passenger seatsCruise Control and intelligent speed assistØ2)
- Pre-Collision Assist Ø2)
- Torque Vectoring Control
- Lane-Keeping Alert Ø2)*
- Driver Alert Ø2)
- Speed Sign RecognitionØ2)
- SideWind Stabilisation Ø1)
- Traction Control1)
- Emergency Brake Assist Ø1)
- Electronic Stability Control (ESC)Ø1)
- Wrong Way Alert

LIVING AREA

- SCA Pop-Up roof bed with mosquito nets & panoramic view
- Upper roof bed with 4cm high density comfort mattress on sprung & slatted base (max 175kg weight limit)
- Sliding floor track rear seating system Rear bench seats with 2 ISOFIX points that convert into double bed
- 30mm XPS flooring giving insulation, noise reduction & temperature control
- Cushioned vinyl flooring
- Dimmable touch LED ambient lighting
- LED spotlights with USB charging for upper bed/cab area
- Plentiful storage cupboards with High Performance water/scratch resistant laminate coated furniture doors
- Cupboards & drawers accessible from inside and outside at the rear(P57)

- Tinted rear windows
- Automatic Lights and windscreen wipers
- DSS LED Headlights with cornering function
- 2 x 95 AH Engine Batteries
- Leather steering wheel & gear shift

- Tyre Pressure Monitoring System (TPMS)1)
- Trailer Sway Control Ø1)
- Hill Start Assist Ø2)
- Remote central locking of cab doors and immobiliser
- Climate Control Cab air conditioning
- CO2 alarm
- Smoke alarm
- Fire extinguisher
- FIX AND GO Kit (P57 Only)
- Spare Wheel (P12 Only)
- 5 Interior Speakers
- ULEZ Compliant

- Secure chrome positive catches on all furniture doors
- Freestanding table for use inside/out
- Front and rear detachable thermal privacy blinds (P12)
- Front detachable thermal privacy blind and rear cassette privacy blinds and flyscreens (P57)

ELECTRICS, GAS AND PLUMBING

- 3 x USB charging ports
- 12V socket
- 1 x USB-A + 1 x USB-C socket in cab area
- 2 x 230v sockets
- Mains consumer unit with mains isolator
- Charger/ transformer system
- 12v fuse board
- Fully equipped washroom with cassette toilet/sink/shower with hot water (P57)
- Convenient Porta Potti in dedicated storage cupboard (P12)
- Webasto Air Top 2000 STC 2kW Diesel Heater
- Webasto Multicontrol Digital Display
- Submersible fresh water pump (P12)
- Pressurised fresh water pump (P57)
- All gas appliances are fitted with FFD (flame failure device)
- 1 x 2.8kg Gas tank / bottle capacity
- 50L Fresh water tank
- 32L Waste water tank
- 12v LED low energy lighting
- 90Ah Leisure battery

KITCHEN

- Integrated gas cooker (2 burners)
- 42L Fridge with freezer compartment Cutlery drawer
- Stainless steel kitchen sink with cold water tap (P12)
- Stainless steel kitchen sink with hot & cold water tap (P57)

OPTIONS

- Additional travelling seats with ISOFIX Mounting Points (36kg each)(P12 only) - £950 per seat inc.VAT

DISCLAIMER

ØUses sensors. 1)Safety feature. 2)Driver Assistance feature.

Please note: Driver-assist features are supplemental and do not replace the driver's attention, judgement and need to control the vehicle. Note: A rear-facing child seat should never be placed in the front passenger seat when the Ford vehicle is equipped with an operational front passenger's airbag.


Note: Navigation is available with selected Driver Assist packs on all vehicles with SYNC 4.

Note: Full SYNC 4 smartphone integration is only available with iPhone 5/Android 5.0 (Lollipop) or higher. Some SYNC 4 functions require a data connection, so mobile data charges will apply. To check whether Apple CarPlay and Android Auto are available in your market, please check their official websites for the latest information.

*Don't drive while distracted. Use voice-operated systems when possible; don't use handheld devices while driving. Some features may be locked out while the vehicle is in gear. Not all features are compatible with all phones.

Note: Ford Connected Navigation is an optional subscription, and complimentary for the first 12 months**)Following the initial 12-month Connected Navigation trial period a subscription fee is payable. Connected Navigation uses connected vehicle data (such as driving and location data) shared through the FordPass Connect. Data sharing with Ford can be managed through the in-vehicle settings, but this may impact the services available. **From warranty start date.

Live Traffic access is free for the first 2 years allowing the purchase registration of a new Ford featuring SYNC 4 with navigation; thereafter there is an annual licence fee.



HOMES ON THE MOVE

WWW.EASTNEUKCAMPERVANS.CO.UK

Let us introduce ourselves: we are a father and son company who first started working together back in 1985. We are both from an engineering background with Rolls Royce and Volvo cars. We employ a 11 man team who all have their own input into our manufacturing process. We carry out 99% of the manufacturing in house, which allows us to control the quality with regular inspections through the build process.

We work with VOSA for Individual Vehicle Approval. This is a government test that has to be carried out to allow the vehicle to be registered from day one as a motorcaravan. Due to this style of testing, we have the flexibility for the customer to add those little personal touches - something that isn't allowed on vehicles with Whole Type Approval.

We have a showroom containing our demonstrator vans and the kettle is always on.

We also have an overnight pitch that is available with hookup, water and shower. This is for use when coming to view our vans but please contact us beforehand to avoid over booking.

Find us at:

St Andrews Road, Anstuther, Fife, KY10 3HA

Freephone Sales Hotline:

01333 310440



IMPORTANT INFORMATION

Data & accuracy: The contents of this publication are as accurate as possible at the time of going to press (July 2024). Please note that imperial conversions have been rounded to the nearest inch. Dimensions are based on vehicles with standard wheels. All details of performance, dimensions and weights are subject to minor deviations within manufacturing tolerances (max +/- 5%) and refer to standard specification models and do not include any options. Customers have the responsibility to select the proper combinations of loads without exceeding the chassis weight capacities. Vehicle Prices: The base price is for the vehicle with its standard specification. The On the Road (OTR) price includes the cost of Number Plates, all delivery charges, First Year VED (Road Tax) and 1st Registration Fee (as set by H.M Government) at point of registration. VAT inclusive at 20%. This price list supersedes all others. Prices effective 1st July 2024. This literature supersedes all others.